

TRAVIS COUNTY ESD #3 BOARD MEETING

TABLE OF CONTENTS

February 28, 2022

1. Agenda	page 1
2. Minutes from January 24, 2022	pages 2 - 4
3. Treasurer's Report	pages 5 - 14
4. Payments over \$2,000	page 15
5. Sales Tax Statistics	pages 16 - 24
6. Chief's Monthly Status Report	pages 25 - 27

NOTICE IS HEREBY GIVEN that the Board of Emergency Services Commissioners of Travis County Emergency Services District No. 3 (TCESD3) will hold a regular meeting at 7:00 p.m. on Monday, February 28, 2022 in the Community Room of TCESD3 Station 302 located at 4111 Barton Creek Blvd., Austin, Travis County, Texas. The subject of and matters to be considered at said meeting include, among other business, the following:

1. Call to order.
2. Proof of quorum.
3. General visitor communications: Receive comments from visitors.
4. Discussion and action on legal matters and consultation with counsel on same; the District reserves the right to go into Closed Meeting on this item under Subchapter D., Section 551.071, "Consultation with Attorney" under the Texas Government Code.
5. Review and approve the minutes of the January 24, 2021 Regular meeting of the District.
6. Review and approval of the Treasurers' monthly report for January 2022.
7. Approve payments over \$2,000 from January 20 to February 24, 2022.
8. Review Sales Tax Statistics
9. Review of Chief's Monthly Status Reports
 1. Significant incident runs;
 2. Statistics;
 3. Special Project Updates
10. Other Business:
 1. Report on any ESDCC activities. Announcement of the next ESDCC meeting dates.
 2. Commissioner Announcements (no action will be taken on any such announcements).
11. Announcement of future meeting dates of the Board of ESD 03 Commissioners.
12. Adjourn.

By: _____ Herb Holloway, Business Manager

NOTE: The Board of Emergency Services Commissioners reserves the right to adjourn into Closed Meeting at any time during the course of this meeting to discuss any of the agenda items listed above as authorized by Texas Government Code, Section 551.071 (Consultation with Attorney), 551.072 (Deliberations about Real Property), 551.073 (Deliberations about Gifts and Donations), 551.074 (Personnel Matters), and 551.076 (Deliberations about Security Devices) or other applicable law. Travis County Emergency Services District Number 3 is committed to compliance with the Americans with Disabilities Act. Reasonable modification and equal access to communications will be provided upon request. Please call the District Administrative Office at 288-5534 for information. Hearing impaired or speech disabled persons equipped with telecommunication devices for the deaf may call the statewide Relay Program at 1-800-735-2988 or by dialing '711'. Visitor Communications are regular agenda items at monthly meetings of the Board of Emergency Services Commissioners of Travis County Emergency Services District Number 3. Visitors who wish to speak under Visitor's Communications must sign up before the meeting is called to order. Each person, organization or group wishing to address the Board will be allowed a maximum of three (3) minutes to speak on items on the agenda or other business of the District. Speakers may register in person at the posted location of the meeting, starting 30 minutes prior to the start of the meeting and using the form provided. The speaker will give his/her name, address, organizational affiliation, if any, and indicate the subject he/she intends to address. The Board welcomes citizen comment on any issue, but the Open Meetings Act prohibits any board action on issues not posted on the agenda. The District reserves the right to terminate any presentation by a speaker if it is disruptive of the good conduct of the meeting, or is in violation of law.

The undersigned affirms and states that he posted or caused to be posted a true and correct copy of the foregoing notice at a place convenient to the public at the Travis County ESD3 Administrative Office, 4111 Barton Creek Boulevard, Travis County, Texas, a location within said Travis County Emergency Services District Number 3 at _____ .M. on February 25, 2022.

By: _____ Herb Holloway, Business Manager

Minutes of Travis County Emergency Services District #3

January 24, 2022

Attached to and incorporated into these minutes is a copy of the official agenda for the January 24, 2022 meeting.

Under Agenda Items 1 & 2: Commissioner President Edd New called the Travis County Emergency Services District #3 (TCESD# 3, the District) Board of Commissioners' regular meeting to order at 7:00 p.m. A quorum was established with Commissioners John Villanacci, Carroll Knight, David Detwiler and Matt Escobedo in attendance.

Fire department personnel present at the meeting included: Chief Wittig and Business Manager Holloway and Firefighters Andrade, Ford, Barfield and Torres.

Under Agenda Item 3: Firefighter Joe Andrade introduced himself as a new member of the team.

Under Agenda Item 4: : The Statement of Officer was recanted and solemnly sworn to by all five (5) TCESD#3 Commissioners and Executed by same. All five (5) Commissioners then took the Oath of Office to faithfully execute the duties of the office of Travis County ESD#3. Business Manger Holloway certified their Oaths and signed such.

Under Agenda Item 5: A reconfirmation of Title of Position was agreed to by all Commissioners.

President – J. Edd New

Vice President – John Villanacci

Treasurer/Secretary – Carroll Knight

Asst. Treasurer – David Detwiler

Commissioner – Matt Escobedo

Under Agenda Item 6: The Board DID NOT go into closed meeting under Subchapter D., Section 551.071 of the Texas Government Code. No action taken.

Under Agenda Item 7: Commissioner Detwiler moved to approve the December 27, 2021 regular meeting minutes. Commissioner Villanacci seconded the motion, which carried unanimously.

Under Agenda Item 8: The December Treasurers monthly reports were reviewed. Commissioner Villanacci moved to approve. Commissioner Escobedo seconded the motion, which carried unanimously.

Under Agenda Item 9: Checks and distributions over \$2,000 were reviewed for the period of December 22, 2021 to January 20, 2022. Commissioner Knight moved to approve. Commissioner Villanacci seconded the motion, which carried unanimously.

Under Agenda Item 10: The Investment Officers Report as of December 31, 2021 was reviewed and discussed. Commissioner Escobedo moved to approve. Commissioner Detwiler seconded the motion, which carried unanimously.

Under Agenda Item 11: The Commissioners reviewed and discussed the Sales Tax Status Reports for December.

Under Agenda Item 12: Chief Wittig presented the Monthly Status Report for December.

Under Agenda Item 13: There are no scheduled ESDCC meetings in the near future.

Under Agenda Item 14: It was announced that the next REGULAR Board meetings of TCESD#3 would be held on February 28th, March 28th and April 25, 2022 at Station 302.

Under Agenda Item 15: Meeting was adjourned at 7:53 p.m.

NOTICE IS HEREBY GIVEN that the Board of Emergency Services Commissioners of Travis County Emergency Services District No. 3 (TCESD3) will hold a regular meeting at 7:00 p.m. on Monday, January 24, 2022 in the Community Room of TCESD3 Station 302 located at 4111 Barton Creek Blvd., Austin, Travis County, Texas. The subject of and matters to be considered at said meeting include, among other business, the following:

1. Call to order.
2. Proof of quorum.
3. General visitor communications: Receive comments from visitors.
4. Action on Statements of appointed Commissioners and administration of Oaths of Office for Commissioners.
5. Reconfirm or Reappoint Commissioners Officers positions
6. Discussion and action on legal matters and consultation with counsel on same; the District reserves the right to go into Closed Meeting on this item under Subchapter D., Section 551.071, of the Texas Government Code.
7. Review and approve the minutes of the December 27, 2021 Regular and Closed meeting of the District.
8. Review and approval of the Treasurers' monthly report for December 31, 2021.
9. Approve payments over \$2,000 from December 22, 2021 to January 20, 2022.
10. Review and approve Investment Officers Reports
11. Review Sales Tax Statistics
12. Review of Chief's Monthly Status Reports
 1. Significant incident runs;
 2. Statistics;
 3. Special Project Updates
13. Other Business:
 1. Report on any ESDCC activities. Announcement of the next ESDCC meeting dates.
 2. Commissioner Announcements (no action will be taken on any such announcements).
14. Announcement of future meeting dates of the Board of ESD 03 Commissioners.
15. Adjourn.

By: _____ Herb Holloway, Business Manager

NOTE: The Board of Emergency Services Commissioners reserves the right to adjourn into Closed Meeting at any time during the course of this meeting to discuss any of the agenda items listed above as authorized by Texas Government Code, Section 551.071 (Consultation with Attorney), 551.072 (Deliberations about Real Property), 551.073 (Deliberations about Gifts and Donations), 551.074 (Personnel Matters), and 551.076 (Deliberations about Security Devices) or other applicable law. Travis County Emergency Services District Number 3 is committed to compliance with the Americans with Disabilities Act. Reasonable modification and equal access to communications will be provided upon request. Please call the District Administrative Office at 288-5534 for information. Hearing impaired or speech disabled persons equipped with telecommunication devices for the deaf may call the statewide Relay Program at 1-800-735-2988 or by dialing '711'. Visitor Communications are regular agenda items at monthly meetings of the Board of Emergency Services Commissioners of Travis County Emergency Services District Number 3. Visitors who wish to speak under Visitor's Communications must sign up before the meeting is called to order. Each person, organization or group wishing to address the Board will be allowed a maximum of three (3) minutes to speak on items on the agenda or other business of the District. Speakers may register in person at the posted location of the meeting, starting 30 minutes prior to the start of the meeting and using the form provided. The speaker will give his/her name, address, organizational affiliation, if any, and indicate the subject he/she intends to address. The Board welcomes citizen comment on any issue, but the Open Meetings Act prohibits any board action on issues not posted on the agenda. The District reserves the right to terminate any presentation by a speaker if it is disruptive of the good conduct of the meeting, or is in violation of law.

The undersigned affirms and states that he posted or caused to be posted a true and correct copy of the foregoing notice at a place convenient to the public at the Travis County ESD3 Administrative Office, 4111 Barton Creek Boulevard, Travis County, Texas, a location within said Travis County Emergency Services District Number 3 at _____ .M. on January 20, 2022

By: _____ Herb Holloway, Business Manager

Travis County ESD#3
Balance Sheet Prev Year Comparison

As of January 31, 2022

	Jan 31, 22	Jan 31, 21	\$ Change
ASSETS			
Current Assets			
Checking/Savings			
110 - WF ADVISORS - Cash Sweep	91,164.85	69,245.28	21,919.57
100 WF Money Market 8960	5,151,837.94	3,043,431.53	2,108,406.41
102 WF Checking Plus 8760	238,426.84	192,401.48	46,025.36
103 WF RESERVE Savings 7928	794,076.60	792,807.10	1,269.50
104 WF General CDs	1,469,833.64	1,470,007.00	-173.36
105 WF RESERVE CDs	735,000.00	735,000.00	0.00
107 WF 2005 & 2013 Bond Debt	344,855.25	339,123.62	5,731.63
108 TexPool Investment 001	2,914,046.18	2,913,281.78	764.40
109 TexPool RESERVE 002	601,438.87	601,281.05	157.82
115 Petty Cash	145.00	145.00	0.00
Total Checking/Savings	12,340,825.17	10,156,723.84	2,184,101.33
Accounts Receivable			
125 Accounts Receivable	54,790.75	33,581.20	21,209.55
Total Accounts Receivable	54,790.75	33,581.20	21,209.55
Other Current Assets			
Due from Gen. Fund to Debt Serv	-507.00	-507.00	0.00
123 - Sales Tax Receivable	894,800.20	664,368.40	230,431.80
1021 Texas Compt. Reserve Acct	9,511.26	7,612.80	1,898.46
120 A/R Property Taxes 1yr +	56,548.40	57,673.33	-1,124.93
121 Allowance for Doubtful A/Cs	-9,157.00	-9,157.00	0.00
131 - Prepaid Expenses	269,535.92	0.00	269,535.92
Total Other Current Assets	1,220,731.78	719,990.53	500,741.25
Total Current Assets	13,616,347.70	10,910,295.57	2,706,052.13
Fixed Assets			
Land and Land Improvements	1,350,661.00	1,350,661.00	0.00
Fire Trucks and Vehicles	3,537,736.70	2,933,732.47	604,004.23
Office and Other Equipment	508,223.79	508,223.79	0.00
Buildings	6,996,920.73	6,176,520.97	820,399.76
Accumulated Depreciation	-4,428,562.59	-4,631,428.31	202,865.72
Total Fixed Assets	7,964,979.63	6,337,709.92	1,627,269.71
TOTAL ASSETS	21,581,327.33	17,248,005.49	4,333,321.84

Travis County ESD#3
Balance Sheet Prev Year Comparison
As of January 31, 2022

	Jan 31, 22	Jan 31, 21	\$ Change
LIABILITIES & EQUITY			
Liabilities			
Current Liabilities			
Other Current Liabilities			
Accounts Payable - Audit	29,877.57	0.00	29,877.57
Due to Debt Serv. from Gen. Fun	-507.00	-507.00	0.00
200 Deferred Revenue - Prop Tax	51,889.03	51,889.03	0.00
260 Accrued salaries payable	155,495.00	0.00	155,495.00
Total Other Current Liabilities	236,754.60	51,382.03	185,372.57
Total Current Liabilities	236,754.60	51,382.03	185,372.57
Long Term Liabilities			
Accrued Vacation Payable	355,673.00	297,604.00	58,069.00
2013 Limited Bonds	820,000.00	1,130,000.00	-310,000.00
Total Long Term Liabilities	1,175,673.00	1,427,604.00	-251,931.00
Total Liabilities	1,412,427.60	1,478,986.03	-66,558.43
Equity			
Investment in Fixed Assets	8,101,329.98	5,639,777.88	2,461,552.10
Fund Balance - Debt Serv. Fund	10,218.00	10,218.00	0.00
Fund Balance - Unassigned	4,406,259.70	4,177,599.39	228,660.31
Fund Balance - Assigned	5,506,164.81	6,025,311.28	-519,146.47
Net Revenue	2,144,927.24	-83,887.09	2,228,814.33
Total Equity	20,168,899.73	15,769,019.46	4,399,880.27
TOTAL LIABILITIES & EQUITY	21,581,327.33	17,248,005.49	4,333,321.84

TCESD # 3 Certificate of Deposit Details

RESERVE SAVINGS CD's

#		Bought	Mature
3DX7	\$245,000.00	6/28/21	6/28/22
JM56	\$245,000.00	6/16/21	6/16/22
ATD5	\$245,000.00	12/21/21	12/21/22

\$735,000.00

Yearly Return

\$955

3DX7	Hingham Savings
JM56	UBS Bank
ATD5	Beal Bank Plano

GENERAL SAVINGS CD's

#		Bought	Mature
MPK3	\$245,007.00	2/5/20	2/7/22
CAC0	\$244,826.64	12/16/21	8/30/22
MX90	\$245,000.00	3/10/21	3/10/22
REQ0	\$245,000.00	3/4/21	3/4/22
7NN7	\$245,000.00	5/11/21	5/11/22
9SA8	\$245,000.00	1/14/22	7/19/22

\$1,469,833.64

Yearly Return

\$5,021

MPK3	Goldman Sachs
CAC0	Citizens Ontonagon
MX90	Mizuho Bank
REQ0	Safra Bank
7NN7	Washington Trust
9SA8	Bank United

Total Debt Repayment Schedule															
Date	Firetrucks and Tower			Series 2003			Series 2005			Series 2013			TOTAL		
	Principal	Interest	Total	Principal	Interest	Total	Principal	Interest	Total	Principal	Interest	Total	Principal	Interest	Total
3/1/2013															
3/2/2013	75,858	15,124	90,983												
7/17/2013	24,672	15,244	39,917												
9/1/2013	165,000	3,011	168,011	65,000	4,100	69,100	50,000	38,975	88,975	280,000	46,086	326,086			474,058
3/1/2014					2,800	2,800									
7/17/2014	25,477	14,440	39,917												
3/2/2014	79,385	11,597	90,983												
9/1/2014				70,000	2,800	72,800	195,000	38,475	233,475	265,000	41,275	306,275			478,450
3/1/2015					1,400	1,400									
3/2/2015	83,077	7,905	90,983												
7/17/2015	26,307	13,610	39,917												
9/1/2015				70,000	1,400	71,400	200,000	36,525	236,525	270,000	37,925	307,925			476,750
3/1/2016															
3/2/2016	86,940	4,042	90,983												
6/1/2016	391,799	11,353	403,152												
9/1/2016				280,000	34,525	314,525									
3/1/2017					31,725	31,725									
9/1/2017				280,000	31,725	311,725	280,000	28,925	289,925	280,000	31,725	311,725			343,450
3/1/2018															
9/1/2018				290,000	28,925	318,925	290,000	28,925	318,925	290,000	28,925	318,925			347,850
3/1/2019					26,025	26,025									
9/1/2019				300,000	26,025	326,025	300,000	26,025	326,025	300,000	26,025	326,025			352,050
3/1/2020					21,525	21,525									
9/1/2020				305,000	21,525	326,525	305,000	21,525	326,525	305,000	21,525	326,525			348,050
3/1/2021					16,950	16,950									
9/1/2021				310,000	16,950	326,950	310,000	16,950	326,950	310,000	16,950	326,950			343,900
3/1/2022					12,300	12,300									
9/1/2022				320,000	12,300	332,300	320,000	12,300	332,300	320,000	12,300	332,300			344,600
3/1/2023					7,500	7,500									
9/1/2023				335,000	7,500	342,500	335,000	7,500	342,500	335,000	7,500	342,500			350,000
3/1/2024					2,475	2,475									
9/1/2024				85,000	2,475	87,475	85,000	2,475	87,475	85,000	2,475	87,475			89,950
3/1/2025					1,200	1,200									
9/1/2025				80,000	1,200	81,200	80,000	1,200	81,200	80,000	1,200	81,200			82,400
TOTAL	793,515	93,315	886,835	\$ 165,000	\$ 6,023	\$ 171,023	\$ 205,000	\$ 16,600	\$ 221,600	\$ 3,030,000	\$ 565,235	\$ 3,595,235	\$ 4,193,515	\$ 681,173	\$ 4,874,693

Travis County ESD#3
Revenue & Expense Prev Year Comparison
 January 2022

	Jan 22	Jan 21	\$ Change
Revenue and Expense			
Revenue			
407 INTEREST	972.03	1,028.83	-56.80
410 PROPERTY TAX	1,208,355.65	1,408,370.58	-200,014.93
415 SALES TAX ALLOCATION	485,268.61	355,420.59	129,848.02
435 FACILITY RENTAL	200.00	0.00	200.00
470 FIRE ACADEMY FEES	5,016.00	20,750.00	-15,734.00
471 EMT SCHOOL FEES	-2,457.90	0.00	-2,457.90
480 DONATIONS	4,500.00	0.00	4,500.00
485 MISCELLANEOUS	0.00	27,913.04	-27,913.04
493 REIMBURSEMENTS	0.00	11,112.21	-11,112.21
Total Revenue	1,701,854.39	1,824,595.25	-122,740.86
Expense			
500 COST OF REVENUE ACQUISITION	10,705.37	8,108.41	2,596.96
600 EMERGENCY RESPONSE	25,822.93	7,033.93	18,789.00
630 CONTINUED EDUCATION	6,002.93	4,488.84	1,514.09
640 HUMAN RESOURCES	387,707.56	322,230.25	65,477.31
650 ADMINISTRATION	18,961.53	20,358.41	-1,396.88
Total Expense	449,200.32	362,219.84	86,980.48
Net Revenue	1,252,654.07	1,462,375.41	-209,721.34

Travis County ESD#3
Revenue & Expense Prev Year Comparison
October 2021 through January 2022

	Oct '21 - Jan 22	Oct '20 - Jan 21	\$ Change
Revenue and Expense			
Revenue			
407 INTEREST	3,389.88	3,313.55	76.33
410 PROPERTY TAX	1,991,612.76	2,017,643.74	-26,030.98
415 SALES TAX ALLOCATION	1,883,763.02	1,377,864.19	505,898.83
435 FACILITY RENTAL	800.00	0.00	800.00
450 BILLING	0.00	906.92	-906.92
470 FIRE ACADEMY FEES	33,944.85	52,047.37	-18,102.52
471 EMT SCHOOL FEES	16,463.85	4,151.10	12,312.75
480 DONATIONS	4,500.00	3,000.00	1,500.00
485 MISCELLANEOUS	0.00	27,913.04	-27,913.04
490 WORKERS' COMP RECEIPTS	863.14	6,388.00	-5,524.86
493 REIMBURSEMENTS	210,072.81	11,112.21	198,960.60
Total Revenue	4,145,410.31	3,504,340.12	641,070.19
Expense			
500 COST OF REVENUE ACQUISITION	55,804.19	45,774.17	10,030.02
600 EMERGENCY RESPONSE	131,939.57	1,525,221.12	-1,393,281.55
630 CONTINUED EDUCATION	32,949.53	22,692.44	10,257.09
640 HUMAN RESOURCES	1,650,405.41	1,539,222.82	111,182.59
650 ADMINISTRATION	129,384.37	450,891.06	-321,506.69
670 PREVENTION/PUBLIC EDUCATION	0.00	4,425.60	-4,425.60
Total Expense	2,000,483.07	3,588,227.21	-1,587,744.14
Net Revenue	2,144,927.24	-83,887.09	2,228,814.33

Rev-Exp Budget for the YEAR vs. Actual

October 2021 through January 2022

	Oct '21 - Jan 22	Budget	\$ Over Budget
Revenue and Expense			
Revenue			
407 INTEREST	3,390	6,664	-3,274
410 PROPERTY TAX	1,991,613	1,759,169	232,444
415 SALES TAX ALLOCATION	1,883,763	1,310,020	573,743
435 FACILITY RENTAL	800	1,000	-200
450 BILLING	0	0	0
470 FIRE ACADEMY FEES	33,945	37,500	-3,555
471 EMT SCHOOL FEES	16,464	20,000	-3,536
480 DONATIONS	4,500	3,000	1,500
485 MISCELLANEOUS	0	0	0
490 WORKERS' COMP RECEIPTS	863	0	863
493 REIMBURSEMENTS	210,073	0	210,073
499 SALE OF PROPERTY	0	0	0
Total Revenue	4,145,411	3,137,353	1,008,058
Expense			
500 COST OF REVENUE ACQUISITION	55,804	47,505	8,299
600 EMERGENCY RESPONSE	131,940	157,220	-25,280
630 CONTINUED EDUCATION	32,950	97,980	-65,030
640 HUMAN RESOURCES	1,650,405	1,635,942	14,463
650 ADMINISTRATION	129,384	149,839	-20,455
670 PREVENTION/PUBLIC EDUCATION	0	0	0
685 MACKEY FIELD	0	0	0
Total Expense	2,000,483	2,088,486	-88,003
Net Revenue	2,144,928	1,048,867	1,096,061

Travis County ESD#3
Profit & Loss
 October 2021 through January 2022

Oct '21 - Jan 22

Revenue and Expense

Revenue

407 INTEREST	3,389.88
410 PROPERTY TAX	
4101 Prop Tax Current	1,986,928.39
4102 Prop Tax Prior	4,684.37
Total 410 PROPERTY TAX	1,991,612.76
415 SALES TAX ALLOCATION	1,883,763.02
435 FACILITY RENTAL	
4351 BC Room Rental	800.00
Total 435 FACILITY RENTAL	800.00
470 FIRE ACADEMY FEES	33,944.85
471 EMT SCHOOL FEES	
4736 - EMT Academy 25	16,463.85
Total 471 EMT SCHOOL FEES	16,463.85
480 DONATIONS	
General Donations	4,500.00
Total 480 DONATIONS	4,500.00
490 WORKERS' COMP RECEIPTS	863.14
493 REIMBURSEMENTS	
4934 TIFMAS	210,072.81
Total 493 REIMBURSEMENTS	210,072.81
Total Revenue	4,145,410.31

Expense

500 COST OF REVENUE ACQUISITION	
501 Prop Tax Coll & Val fees	14,128.94
502 Sales Tax Collection Costs	41,675.25
Total 500 COST OF REVENUE ACQUISITION	55,804.19
600 EMERGENCY RESPONSE	
602 Pagers	60.00
603 Dispatch & Communications	38,421.39
604 Fuel	7,129.03
605 SCBA Maintenance	2,580.66
606 Vehicle Maint & Repairs	36,096.07
608 Vehicle Supplies	26,978.45
609 Uniforms & Protective Gear	13,954.47
611 Supplies - EMS	429.50
613 Auto Insurance	6,290.00
Total 600 EMERGENCY RESPONSE	131,939.57

Travis County ESD#3
Profit & Loss
 October 2021 through January 2022

Oct '21 - Jan 22

630 CONTINUED EDUCATION	
631 Training - EMS	7,670.14
632 Training - Fire & Rescue	6,393.70
633 Seminars & Conferences	2,795.31
634 Fire Academy	9,558.77
635 EMT Certification School	
635 / 11 EMT-B Cert	824.48
635 EMT Certification School - Other	5,707.13
Total 635 EMT Certification School	<u>6,531.61</u>
Total 630 CONTINUED EDUCATION	32,949.53
640 HUMAN RESOURCES	
641 Benefits & Payroll Tax	390,495.08
642 Payroll	1,256,121.92
644 Certifications	3,788.41
Total 640 HUMAN RESOURCES	<u>1,650,405.41</u>
650 ADMINISTRATION	
651 Building Maint.	51,361.05
652 Office Supplies	3,510.87
653 Station Supplies	1,620.84
654 Bank Fees	
6543 Bank Error	8,455.00
654 Bank Fees - Other	3,997.61
Total 654 Bank Fees	<u>12,452.61</u>
655 Dues & Subscriptions	2,041.13
656 Information Technology	9,138.07
657 Postage & Handling	253.60
658 Property & Liability Insura	9,681.00
659 Professional Services	13,215.00
660 Public Notices/Articles	528.00
661 Telephone	163.46
662 Utilities	22,668.74
664 TCESD Board Compensation	2,750.00
Total 650 ADMINISTRATION	<u>129,384.37</u>
Total Expense	<u>2,000,483.07</u>
Net Revenue	<u><u>2,144,927.24</u></u>

**TRAVIS COUNTY ESD #3
PROPERTY TAX REVENUE COLLECTION COMPARISON**

	FISCAL YEAR ENDING				Compared to prior year	
	2021		2022		Month \$	
	For all prior to 2020 taxes	For Prior 2021	For all prior to 2020 taxes	For Current 2021-2022		
OCT	\$327	\$1,733	\$3,998	\$15,762	\$14,029	810%
NOV	\$209	\$34,489	\$1,635	\$122,116	\$87,627	254%
DEC	\$2,414	\$1,050,426	\$537	\$1,097,516	\$47,090	4%
JAN	\$1,835	\$1,309,780	-\$622	\$992,189	-\$317,591	-24%
FEB	\$3,569	\$384,411				
MAR	-\$24	\$41,701				
APR	\$887	\$12,810				
MAY	\$44	\$10,631				
JUN	\$1,321	\$1,924				
JUL	\$230	\$11,345				
AUG	\$246	\$2,363				
SEPT	\$2,505	\$1,559				
YEAR	\$13,563	\$2,863,172	\$5,548	\$2,227,583	\$ (168,845)	
	\$	2,876,735	\$	2,233,131		
			2021-22 Tax Levy	\$2,622,895		

NET CERTIFIED TAXABLE PROPERTY VALUE UPDATES FROM TCAD

Rec'd	FISCAL YEAR ENDING				Inc/(Dec) from	
	2021		2022		Prior Year \$	Prior Year %
	2,019	2020	2020	2021		
OCT	\$3,504,957,784	\$3,677,674,279	\$3,632,038,704	\$4,035,391,528	\$403,352,824	12%
NOV	\$3,504,932,084	\$3,642,730,490	\$3,632,038,704	\$4,035,391,528	\$403,352,824	12%
DEC	\$3,504,709,909	\$3,642,227,358	\$3,632,038,704	\$4,032,385,975	\$400,347,271	11%
JAN	\$3,504,707,210	\$3,640,341,318	\$3,630,163,925	\$4,029,641,970	\$399,478,045	11%
FEB	\$3,502,332,421	\$3,639,896,787			\$0	0%
MAR	\$3,501,738,851	\$3,637,890,212			\$0	0%
APR	\$3,501,738,851	\$3,637,892,354			\$0	0%
MAY	\$3,501,738,851	\$3,637,892,354			\$0	0%
JUN	\$3,501,743,089	\$3,632,542,591			\$0	0%
JUL	\$3,632,542,591	\$4,015,878,678			\$0	0%
AUG	\$3,632,542,591	\$4,015,878,678			\$0	0%
SEPT	\$3,504,957,784	\$3,677,674,279			\$0	0%

2018-2019 Tax Levy on 6,028 Parcels is \$3,281,236,467 at a tax rate of .0975
 2019-2020 Tax Levy on 6,025 Parcels is \$3,504,957,784 at a tax rate of .0800
 2020-2021 Tax Levy on 6,069 Parcels is \$3,677,674,279 at a tax rate of .0790
 2021-2022 Tax Levy on 6,056 Parcels is \$4,032,385,975 at a tax rate of .0650
\$2,621,050

Checks over \$2,000 for the period of January 20th to February 24, 2022

<u>Date</u>	<u>Num</u>	<u>Name</u>	<u>Memo</u>	<u>Amount</u>
1/14/2022	draft	Wells Fargos Securities	Purchase Bank United General CD	\$245,000.00
1/25/2022	draft	Paychex	Employee 457 Contribution	\$18,003.88
1/25/2022	draft	Paychex	Employer 401 Matching	\$18,894.79
1/25/2022	draft	Paychex	Net Payroll	\$97,898.94
1/25/2022	draft	Paychex	Employment Taxes	\$40,191.05
1/27/2022	draft	COSTCO - Visa	Numerous charges	\$6,104.68
2/8/2022	draft	Wells Fargo Bank	Transfer to cover February operations	\$350,000.00
2/8/2022	draft	Paychex	Employee 457 Contribution	\$15,039.90
2/8/2022	draft	Paychex	Employer 401 Matching	\$19,324.29
2/8/2022	draft	Paychex	Net Payroll	\$90,416.22
2/8/2022	draft	Paychex	Employment Taxes	\$35,807.48
2/23/2022	17494	Fast and Friendly Promotions	Fire Academy Shirts and Pants	\$2,686.50
2/23/2022	17495	Fire Safety Inspection	Drill Tower Inspection	\$2,150.00
2/23/2022	17506	Municipal Emergency Services	Yearly SCBA Inspection and Repairs	\$16,154.30
2/23/2022	17511	Texas Association of Counties	Health Insurance	\$39,676.04
2/23/2022	17515	The Hartford	Accident Insurance	\$4,101.39
2/23/2022	17516	Triple HHH	Constuction of Fire Academy Mezanine	\$12,957.29
2/24/2022	17521	City of Austin	EMS Supplies	\$2,496.03
2/24/2022	draft	Paychex	Employee 457 Contribution	\$14,376.23
2/24/2022	draft	Paychex	Employer 401 Matching	\$17,518.81
2/24/2022	draft	Paychex	Net Payroll	\$86,726.39
2/24/2022	draft	Paychex	Employment Taxes	\$33,920.65

Oak Hill Fire Department
Travis County Emergency Services District #3

Station 301
Circle Drive
9211 Circle Drive
Austin, Texas 78736
512-288-5576
Fax 512-288-5903



Station 302
Barton Creek
4111 Barton Creek
Austin, Texas 78735
Admin 512-288-5534
Fax 512-288-5844

February 2022 Sales Tax Summary

The February allocation reflects sales made during the month of December.

Our February sales tax allocation was \$429,775. This was up 13.5% (+\$51,055) compared to February 2021 and up 31.7% (+\$548,313) for the fiscal year to date. This was our highest February monthly allocation.

The out of state marketplace “Single Local Tax Rate” allocation was \$4,411.

Our top 10 large companies accounted for 56.0% (+\$309,281), our top 30 large companies accounted for 70.5% (+\$360,568), and our top 100 large companies accounted for 86.0% (+\$450,091) of our total fiscal year collections.

We continued to see strong performance in the lodging/food services and retail trade industry segments.

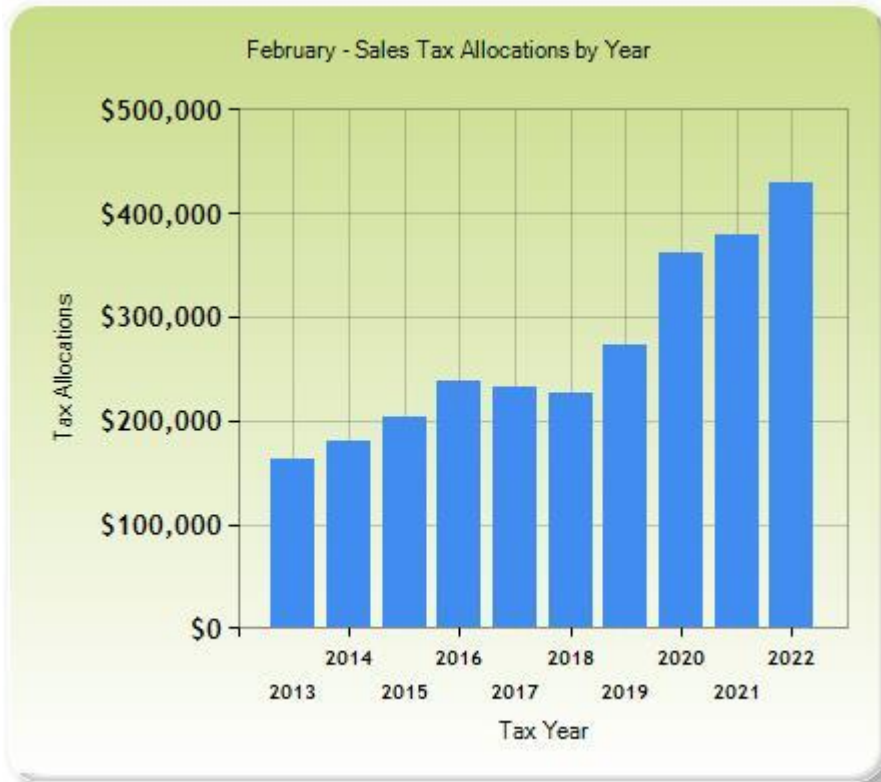


Chart Source: Municipal Advisory Council of Texas (mactexas.com)

Like us on Facebook at www.facebook.com/OakHillFireDept or visit us online at www.OakHillFire.org and support us on Amazon Smile at: <https://smile.amazon.com/ch/20-8425823>

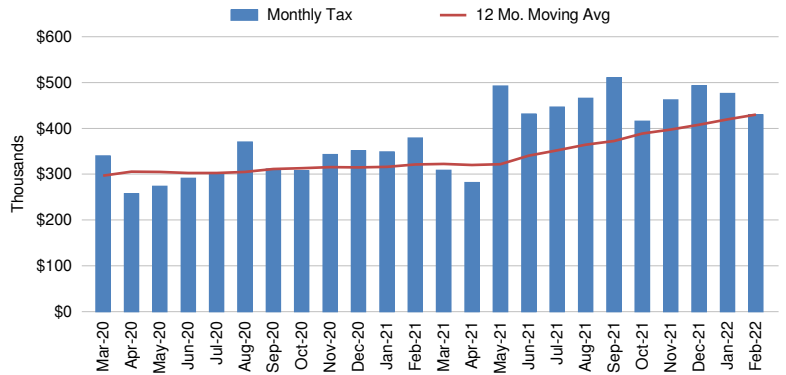
SALES TAX SNAPSHOT Travis Co Esd 3

Feb-22

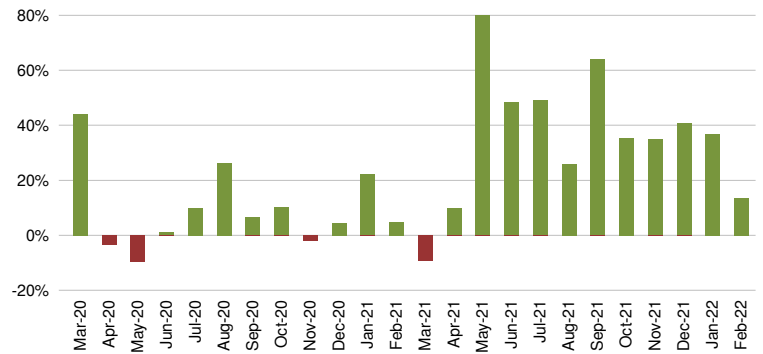
Sales Tax Net Payments

FY Mo.	FY2021	FY2022	YoY % Change
Oct	\$ 307,394	\$ 415,501	35.2%
Nov	\$ 343,019	\$ 462,365	34.8%
Dec	\$ 350,770	\$ 493,015	40.6%
Jan	\$ 348,364	\$ 475,924	36.6%
Feb	\$ 378,720	\$ 429,775	13.5%
Mar	\$ 308,329		
Apr	\$ 281,826		
May	\$ 492,495		
Jun	\$ 431,322		
Jul	\$ 446,388		
Aug	\$ 465,749		
Sep	\$ 510,564		
FYTD	\$ 1,728,268	\$ 2,276,581	31.7%
FY Total	\$ 4,664,941		

Sales Tax Net Payments Trend



Sales Tax Net Payments Change - YoY



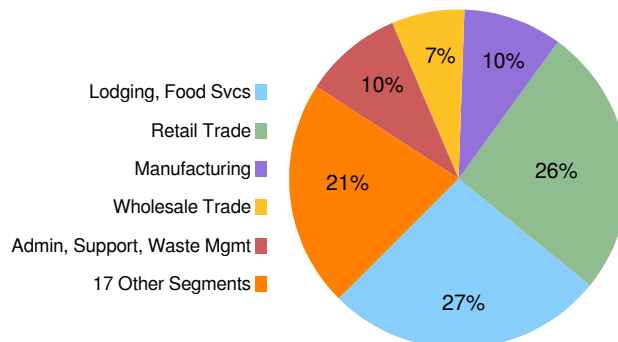
Top 10 Taxpayers

Rank	Company	FYTD Collections	% Total
1	OMNI BARTON CREEK, INC.		
2	MCCOY CORPORATION		
3	AMAZON.COM SERVICES INC (MARKETPLACE)		
4	AUSTIN READY-MIX, LLC		
5	AMAZON FULFILLMENT SERVICES INC		
6	FP LEGACY LANDSCAPING LLC		
7	BAREFOOT MOSQUITO AND PEST CONTROL INC		
8	CENTEX MATERIALS LLC		
9	TOP CHOICE LAWN CARE, LLC		
10	APPLE INC.		
Top 10 Companies		\$ 1,300,113	56.0%
4086 Other Large Companies		\$ 963,851	41.5%
Small Companies/Other		\$ 52,980	2.3%
Single Local Tax Rate (SLT)		\$ 4,411	0.2%
Total		\$ 2,321,356	100.0%

Industry Segment Collections Trend - YoY % Chg

SEGMENT	Sep	Oct	Nov	Dec	Jan	Feb
Lodging, Food Svcs	277.6%	36.2%	42.2%	81.6%	35.7%	37.3%
Retail Trade	26.7%	30.3%	32.1%	38.2%	49.0%	28.0%
Manufacturing	7.3%	33.4%	52.9%	-1.9%	-2.7%	-46.9%
Admin, Support, Waste Mgmt	62.0%	44.6%	21.0%	38.0%	48.8%	38.9%
Wholesale Trade	18.0%	8.5%	82.9%	37.4%	49.7%	-0.0%
All Others	-6.8%	38.6%	19.0%	10.8%	27.5%	-7.2%
Total Collections	64.8%	34.6%	34.8%	40.7%	36.5%	13.0%

Sales Tax Collections by Industry Segment



Travis Co Esd 3
SALES TAX PAYMENT DETAIL

Feb-22

Fiscal Year: Oct-Sep

COLLECTIONS	Feb-21	Feb-22	Chg. \$ Chg. %	Prior FYTD	Current FYTD	Chg. \$ Chg. %
Current Period	370,438	424,609	54,171 14.6%	1,721,119	2,225,874	504,755 29.3%
Prior Period	9,744	6,083	(3,662) -37.6%	19,070	43,005	23,934 125.5%
Future Period	3,212	1,914	(1,298) -40.4%	11,226	14,953	3,728 33.2%
Audit	379	464	85 22.6%	(1,157)	11,879	13,036 -1126.8%
Unidentified	54	112	58 108.2%	226	1,367	1,141 505.9%
Single Local Tax Rate	3,256	4,411	1,155 35.5%	14,463	24,278	9,816 67.9%
TOTAL	387,082	437,593	50,510 13.0%	1,764,946	2,321,356	556,409 31.5%
Service Fee	(7,742)	(8,752)	(1,010) 13.0%	(35,299)	(46,427)	(11,128) 31.5%
Current Retained	(7,587)	(8,577)	(990) 13.0%	(34,593)	(45,499)	(10,906) 31.5%
Prior Retained	6,966	9,511	2,545 36.5%	33,214	47,151	13,938 42.0%
NET PAYMENT	378,720	429,775	51,055 13.5%	1,728,268	2,276,581	548,313 31.7%

Travis Co Esd 3
TOP 30 COMPANIES RANK and CHANGE SUMMARY
Feb-22

Fiscal Year: Oct-Sep

Rank*	Company	NAICS Key	Prior	Current	Change \$	Change %	Current Fiscal YTD % Total Collections
			Fiscal YTD Sales Tax Collections	Fiscal YTD Sales Tax Collections			
1	OMNI BARTON CREEK, INC.	22					
2	MCCOY CORPORATION	9					
3	AMAZON.COM SERVICES INC (MARKETPLACE)	9					
4	AUSTIN READY-MIX, LLC	5					
5	AMAZON FULFILLMENT SERVICES INC	8					
6	FP LEGACY LANDSCAPING LLC	25					
7	BAREFOOT MOSQUITO AND PEST CONTROL INC	18					
8	CENTEX MATERIALS LLC	5					
9	TOP CHOICE LAWN CARE, LLC	18					
10	APPLE INC.	5					
TOP 10 LARGE** COMPANIES			990,832	1,300,113	309,281	31.2%	56.0%
11	A. M. PETROLEUM, INC.	9					
12	SKY MARKETING CORPORATION	8					
13	GROVE LANDSCAPES LLC	18					
14	J MAASS INC	4					
15	ASAP STONE AND LANDSCAPE SUPPLY LLC.	9					
16	COPPER ROCK NURSERY, LLC	9					
17	AUSTIN EAGLE MANAGEMENT SERVICES, LTD.	16					
18	YARDDOC LLC	18					
19	TIME WARNER CABLE TEXAS LLC	12					
20	GAS PUMPERS, LTD.	22					
21	CSS-CABINET SERVICE SOLUTIONS LLC	4					
22	NEW CINGULAR WIRELESS PCS, LLC	12					
23	EBAY INC.	25					
24	CITY ELECTRIC SUPPLY COMPANY	17					
25	PATRICIA R DABNEY	16					
26	MOM'S CONVENIENCE STORE INC.	9					
27	CITY OF AUSTIN	24					
28	VIVERO GROWERS LLC	1					
29	SIGNS WEST, INC.	5					
30	PRASLA ENTERPRISE, A TEXAS FOR PROFIT CORPORA	9					
TOP 30 LARGE COMPANIES			1,275,533	1,636,101	360,568	28.3%	70.5%
TOP 100 LARGE COMPANIES			1,545,558	1,995,649	450,091	29.1%	86.0%
3,995 OTHER LARGE COMPANIES			191,490	268,315	76,826	40.1%	11.6%
SMALL COMPANIES & OTHER			25,532	52,980	27,448	107.5%	2.3%
SINGLE LOCAL TAX RATE COLLECTIONS (SLT)			2,368	4,411	2,043	86.3%	0.2%
TOTAL COLLECTIONS			1,764,946	2,321,356	556,409	31.5%	100.0%
STATE COMPROLLER FEES			36,678	44,775	8,096	22.1%	1.9%
NET PAYMENTS			1,728,268	2,276,581	548,313	31.7%	98.1%

* Ranked by Total of Last Fiscal Year + Current Fiscal YTD

** Businesses whose detailed sales tax data is available

Travis Co Esd 3
INDUSTRY SEGMENT RANK & CHANGE

Feb-22

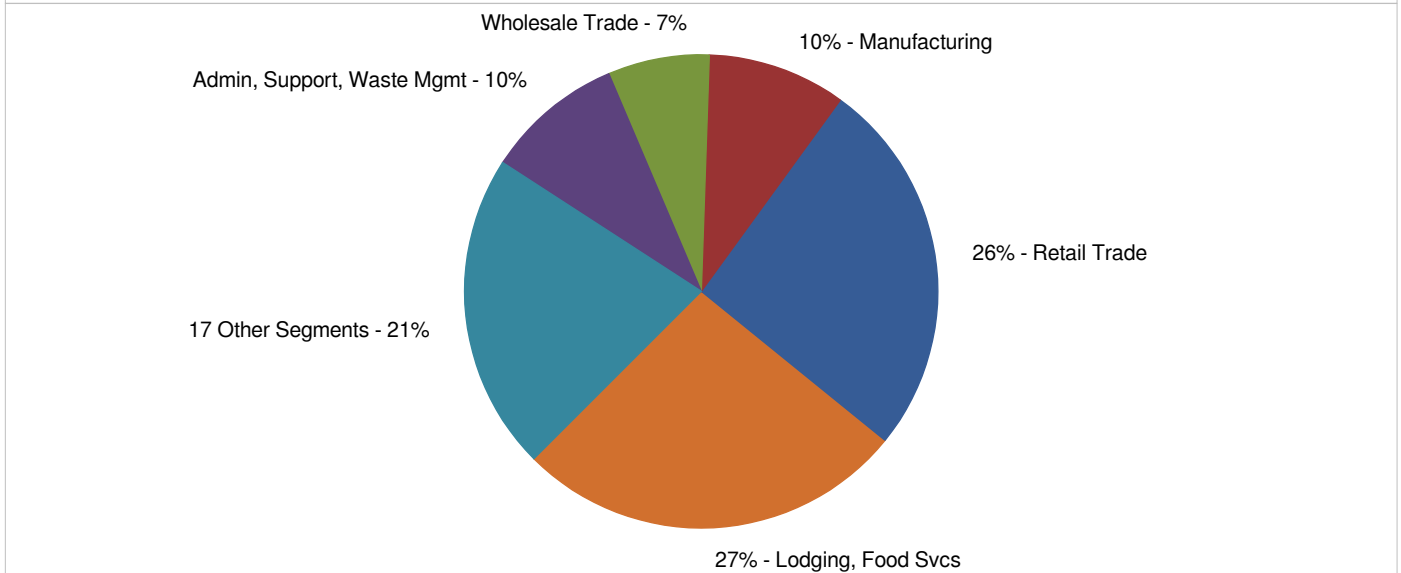
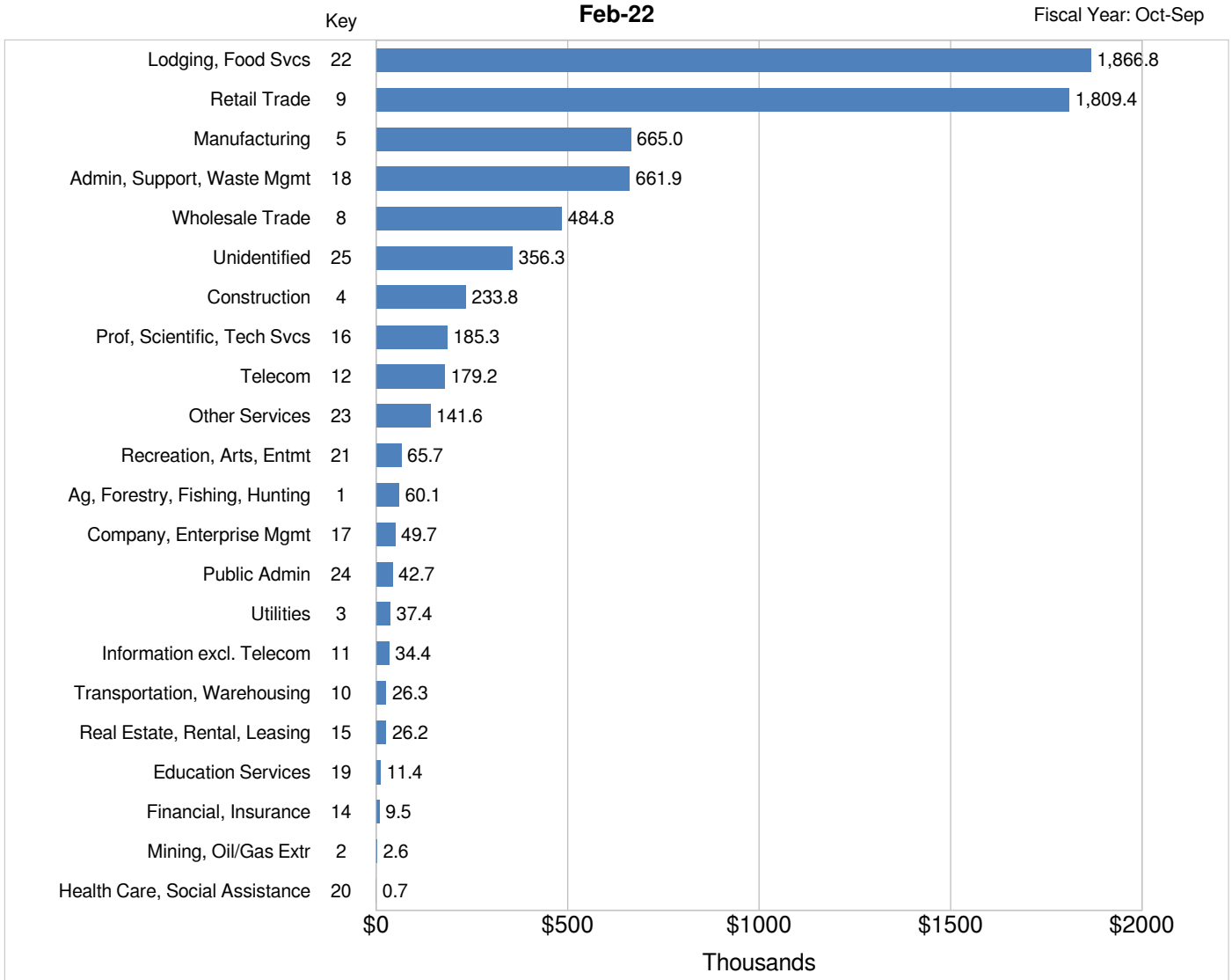
Fiscal Year: Oct-Sep

INDUSTRY SEGMENT*	% Total Current YTD Collections	Prior Fiscal YTD Sales Tax Collections	Current Fiscal YTD Sales Tax Collections	Change	
				\$	%
Lodging, Food Svcs	27.6%	423,662	624,710	201,048	47.5%
Retail Trade	27.0%	451,749	612,062	160,314	35.5%
Manufacturing	8.4%	187,133	191,209	4,076	2.2%
Admin, Support, Waste Mgmt	10.2%	168,026	230,881	62,855	37.4%
Wholesale Trade	6.3%	107,061	142,556	35,495	33.2%
Top 5	79.6%	1,337,631	1,801,419	463,788	34.7%
Unidentified	5.2%	87,144	118,555	31,410	36.0%
Construction	3.4%	50,539	78,056	27,517	54.4%
Prof, Scientific, Tech Svcs	2.2%	61,043	49,771	(11,272)	-18.5%
Telecom	2.2%	59,378	48,713	(10,666)	-18.0%
Other Services	2.0%	37,077	46,205	9,128	24.6%
Recreation, Arts, Entmt	1.0%	15,255	22,497	7,241	47.5%
Ag, Forestry, Fishing, Hunting	0.6%	12,794	12,940	146	1.1%
Information excl. Telecom	0.9%	13,220	20,940	7,719	58.4%
Company, Enterprise Mgmt	0.7%	12,373	16,917	4,544	36.7%
Public Admin	0.6%	12,735	12,636	(99)	-0.8%
Utilities	0.6%	12,405	13,286	881	7.1%
Transportation, Warehousing	0.3%	11,811	7,258	(4,553)	-38.5%
Real Estate, Rental, Leasing	0.3%	9,077	7,245	(1,832)	-20.2%
Education Services	0.2%	2,494	4,235	1,741	69.8%
Financial, Insurance	0.1%	1,520	3,024	1,504	99.0%
Mining, Oil/Gas Extr	0.0%	485	179	(306)	-63.0%
Health Care, Social Assistance	0.0%	67	90	24	35.8%
All Other	20.4%	399,416	462,546	63,130	15.8%
TOTAL COLLECTIONS	100.0%	1,737,047	2,263,964	526,917	30.3%

INDUSTRY SEGMENT	% Change from same month Prior Year					
	Sep	Oct	Nov	Dec	Jan	Feb
Lodging, Food Svcs	277.6%	36.2%	42.2%	81.6%	35.7%	37.3%
Retail Trade	26.7%	30.3%	32.1%	38.2%	49.0%	28.0%
Manufacturing	7.3%	33.4%	52.9%	-1.9%	-2.7%	-46.9%
Admin, Support, Waste Mgmt	62.0%	44.6%	21.0%	38.0%	48.8%	38.9%
Wholesale Trade	18.0%	8.5%	82.9%	37.4%	49.7%	-0.0%
All Others	-6.8%	38.6%	19.0%	10.8%	27.5%	-7.2%
TOTAL COLLECTIONS	63.9%	34.2%	34.3%	38.9%	34.6%	11.5%

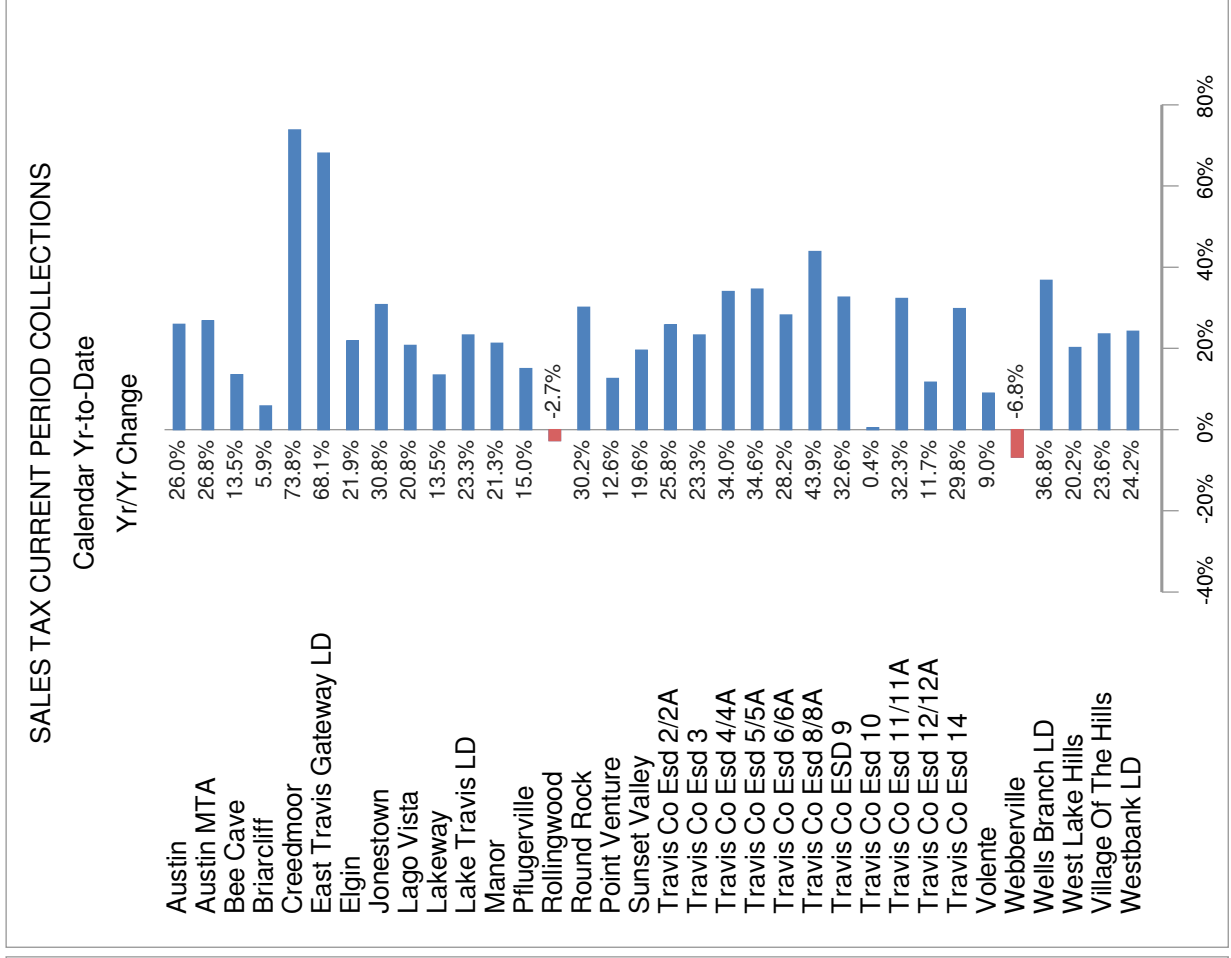
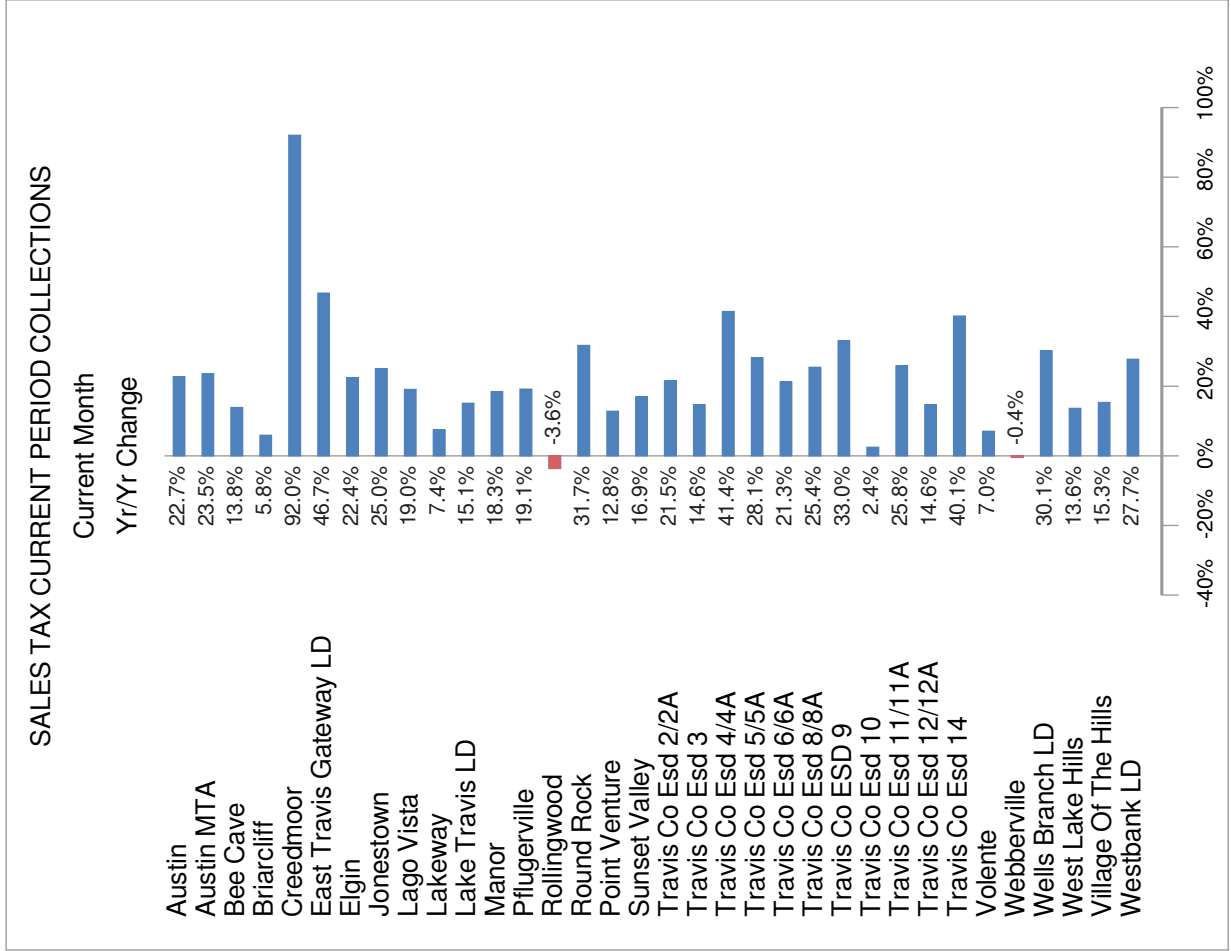
* Ranked by Current + Prior YTD Collections

INDUSTRY SEGMENT SALES TAX RANK & DISTRIBUTION
(Prior Fiscal Year + Current Fiscal Year-to-Date)



SALES TAX TREND TRAVIS COUNTY

Feb-22



NAICS KEY

Code	Industry Segment
1	Ag, Forestry, Fishing, Hunting
2	Mining, Oil/Gas Extr
3	Utilities
4	Construction
5	Manufacturing
6	Included in Key No. 5
7	Included in Key No. 5
8	Wholesale Trade
9	Retail Trade
10	Transportation, Warehousing
11	Information excl. Telecom
12	Telecom
13	Included in Key No. 11
14	Financial, Insurance
15	Real Estate, Rental, Leasing
16	Prof, Scientific, Tech Svcs
17	Company, Enterprise Mgmt
18	Admin, Support, Waste Mgmt
19	Education Services
20	Health Care, Social Assistance
21	Recreation, Arts, Entmt
22	Lodging, Food Svcs
23	Other Services
24	Public Admin
25	Unidentified

Oak Hill Fire Department
Travis County Emergency Services District #3

Station 301
Circle Drive
9211 Circle Drive
Austin, Texas 78736
512-288-5576
Fax 512-288-5903



Station 302
Barton Creek
4111 Barton Creek
Austin, Texas 78735
Admin 512-288-5534
Fax 512-288-5844

January 2022 Chief's Report

Significant Events

January 2 (C) – Structure Fire – 12013 W US 290 Highway

[ENG301] Engine 301 responded to an electrical fire at a bar. On arrival, the bar had been largely evacuated. A small amount of light grey smoke was visible from the AC vents flowing at a steady stream. E301 FF climbed into the attic via a hatch behind the bar and brought the TIC to check for a source of the smoke. After some searching, a small fire was found in an air handler and cleared out. The fan was turned back on and the production of smoke stopped. E301 advised the bar owners bring out an HVAC expert to re-seal the air handler. E301 then cleared the scene.

January 19 (C) – Structure Fire – AutoAid Given (Austin FD) – 7512 Old Bee Caves Road

[ENG301] Engine 301 responded to a light box alarm on Old Bee Caves Road, which was ultimately changed to a full box alarm. This was initially believed to be a brush fire, which was upgraded to a light box alarm by dispatch because a house was believed to be on fire. Engines 37 and 27 arrived first and were trying to find access to the fire. Battalion 8 arrived, assumed command, and was able to make access and give a size up of a fully involved house and pronounce defensive mode. E27 was able to make access while dropping their 5-inch making a forward lay to the fire. E37 reversed laid to the nearest hydrant, while E43 relay pumped to E27. E301 crew was assisting these units with moving and connecting 5 inch.

E301 crew walked to the scene with tools and was assigned to Delta Division with Q302. E27 had a ground monitor and hand lines deployed extinguishing the fire. E301 deployed a blitz line to the Delta side to extinguish. We had to re-deploy to the Alpha/Bravo corner due to a low hanging power line. E301 continued to extinguish fire near the Alpha/Bravo corner. Other crews were extinguishing on the Charlie side and the fire came under control. E301 was released by command. Tools were loaded and we started the Decon process.

[QNT302] Quint 302 was dispatched on a light box alarm in the city of Austin after units had been on a brush alarm. Q302 arrived on the scene with heavy fire above the trees off the road 400 feet up a driveway. Q302 was asked to place ladder up and see if we could hit the fire from the air, but that was not going to work; too far off the road. After ladder was put back to bed, Q302 crew came to the scene for another assignment. All crews had to wait on water supply, which was difficult to establish with limited hydrants, but one was located 1000 feet from the driveway. Command had started with having Q302 and E301 on the Delta side of the structure begin defensive operations with E27. Shortly after that, the assignment had to be abandoned for safety reasons with live power lines in the area. All Delta crews then were asked to move all hoses to the Bravo and make access to Delta and that turned out to not work.

Q302/E301 were then reassigned to Bravo/Charlie division with R20, E27, and E43 to work the area from Alpha/Bravo to Charlie/Delta corners for fire. No crews entered the structure this was a defensive fire from the beginning. Command called all units off the scene to rehab after majority of the fire was out for an After Action Review and then cleared all ESD 3 units.

Challenges that caused problems on the scene were access to the fire, water supply, swimming pool hard to see due to smoke, and live power lines disrupting access to put water on the fire.

[BAT302] Battalion 302 responded to a structure fire. On arrival, I met up with command and safety. Several hazards existed and defensive operations were in place. I assisted with safety and strategy. The fire was knocked down, a debrief occurred, and all TCESD #3 units were released.

Aid Responses

	January		2022	
	Received	Given To	Received	Given To
Austin	13	15	13	15
Pflugerville – TCESD #2	0	1	0	1
Manchaca – TCESD #5	0	0	0	0
Lake Travis FR – TCESD #6	0	0	0	0
Pedernales – TCESD #8	0	0	0	0
Westlake – TCESD #9	3	5	3	5
CE-Bar – TCESD #10	0	0	0	0
North Hays County	0	0	0	0
Total	16	21	16	21

Operations & Training

	January	2022
Unscheduled OT hours	1,038	1,038
Sick and Vacation hours taken	771	771
Part Time hours	72	72
Injuries	0	0
Injuries lost time hours	0	0
Physical Activity	69	69
Volunteer Hours Contributed	73	73
Training: Contact Classes Delivered	419	419
Training: Contact Hours Delivered	1,052	1,052
Staff Turnover	0	0

Special Projects Status

- The “Tellus” project that allows the computer aided dispatch (CAD) systems from Austin/Travis County and multiple Williamson County agencies to monitor incidents and apparatus to be able to automatically send aid across jurisdictions went live on February 15. While there were a few minor issues, the project implementation was successful and work continues to fine tune to resolve all outstanding issues. This project also alleviates some of the potential to be assigned to non-automatic aid participating departments in the Pflugerville and Manor areas. Ambulance closest unit responses are next on the list for implementation with a view toward Hays County in the future.
- We recently received development notices for two multi-family projects along Highway 290. One is planning to begin land clearing at 8327 Highway 290 for the Granada Ridge development for 464 multi-family units. The other project is revising an existing site plan for 8921 Highway 290 for the Junction Athletic Complex to a multi-family use with 262 units planned.

- I was recently invited by the Texas Division of Emergency Management (TDEM) to participate on the Executive Committee of the re-vamped Texas Emergency Management Advisory Council (TEMAC). An initial meeting was conducted on February 7-8 in San Marcos and ongoing meetings are anticipated to be conducted quarterly. I am serving in the “Emergency Support Function (ESF) 4 – Firefighting” role based on my knowledge and expertise in this field. The purpose of the TEMAC Executive Committee is to inform and provide recommendations to TDEM on disaster-related issues regarding preparedness, response, recovery, and mitigation. Appointments to TEMAC are on a two-year revolving term.

